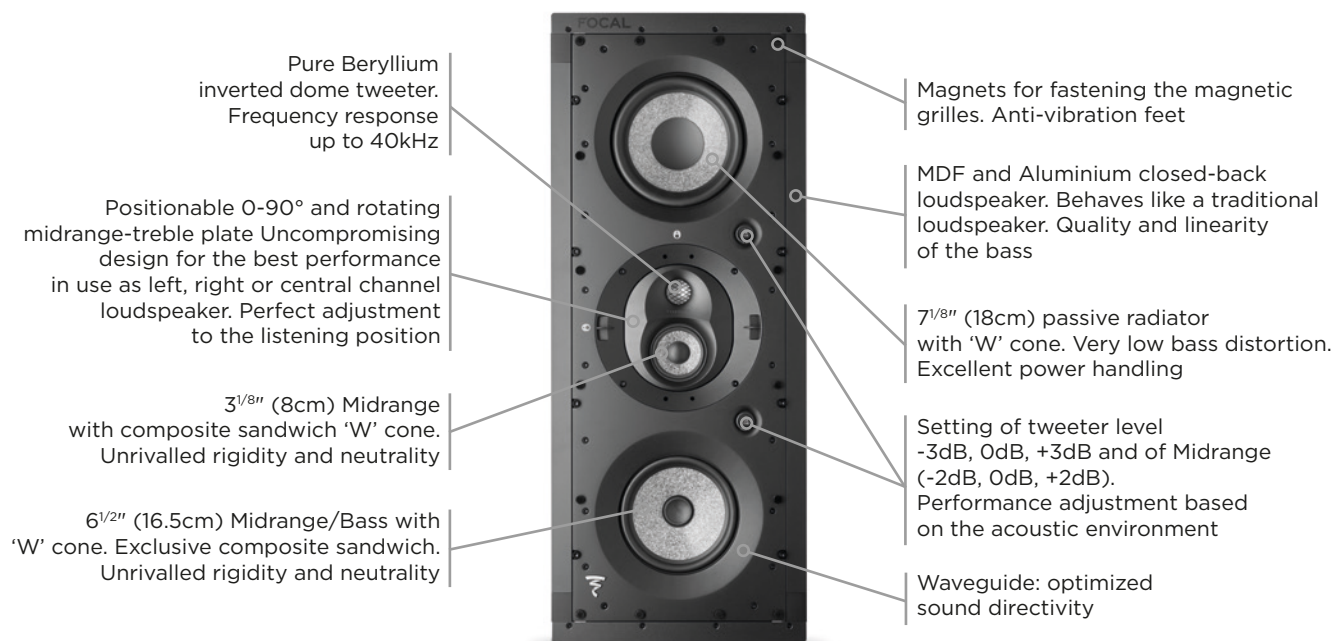


1000 IWLCR6

Product sheet

MADE IN
FRANCE



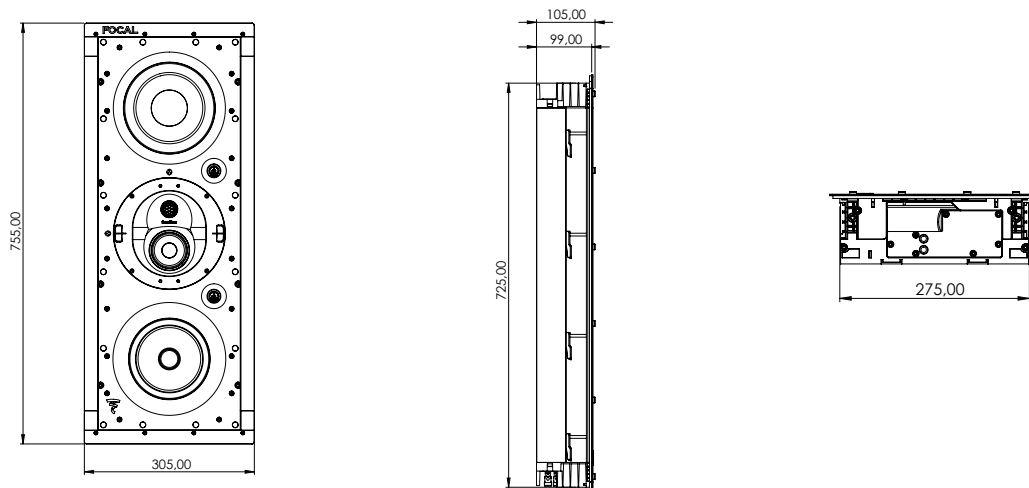
Key points

- 3-way closed-back in-wall loudspeaker with passive radiator
- Speaker drivers developed and manufactured in France by Focal
- Positionable midrange-treble plate for adjusting the listening position (+/- 15°)
- LCR loudspeaker (left, central and right) for an uncompromising Home Cinema installation
- Delivered with a magnetically attached, ready to paint grille for seamless integration
- Optional assembly kit (for partition during construction)
- On-wall compatible: optional on-wall frame

Technical specifications

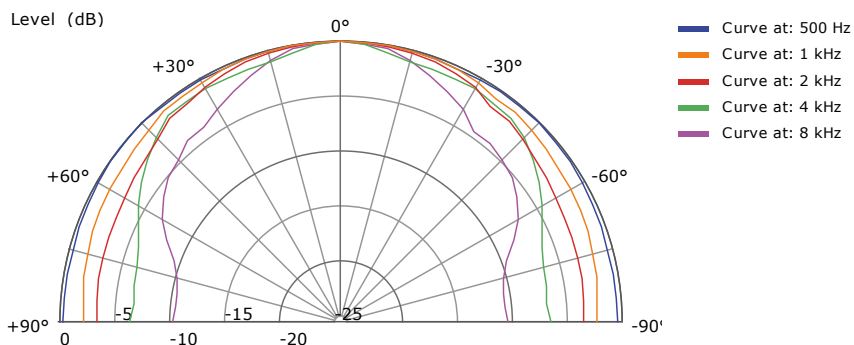
Type of speaker	3-way closed-back in-wall
Speaker drivers	7 1/8" (18cm) Passive radiator with 'W' cone 6 1/2" (16.5cm) Bass with 'W' cone, 3 1/8" (8cm) Midrange with 'W' cone 1" (27mm) Pure Beryllium inverted dome tweeter
Sensitivity (2.83V/3 feet - 1m)	91dB
Bandwidth (+/-3dB)	48Hz - 40kHz
Low-frequency cut-off (-6dB)	43Hz
Nominal impedance	8 Ω
Minimal impedance	2.9 Ω
Recommended amp power	25 - 240W
Ext. size (H x L x D)	29 3/4 x 12 x 4" (755 x 305 x 101mm)
Mounting dimensions (H x L)	28 5/8 x 10 7/8" (726 x 276mm)
Mounting depth	3 7/8" (99mm)
Net weight (with grille)	24.14lbs (10.95kg)
Box size (length x depth x height)	15 3/8 x 35 7/8 x 8 1/2" (390 x 910 x 215mm)
Total weight (with packaging)	29.76lbs (13.5kg)

Dimensions

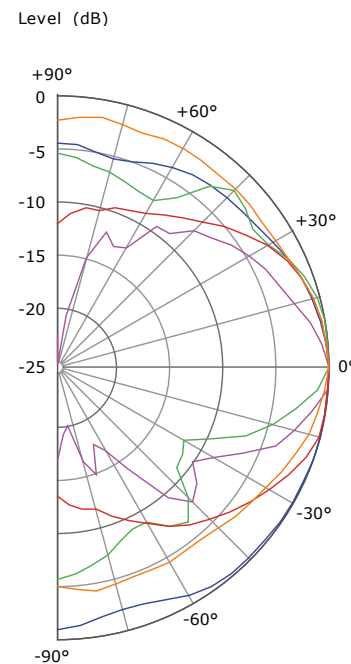


Directionality Measurements

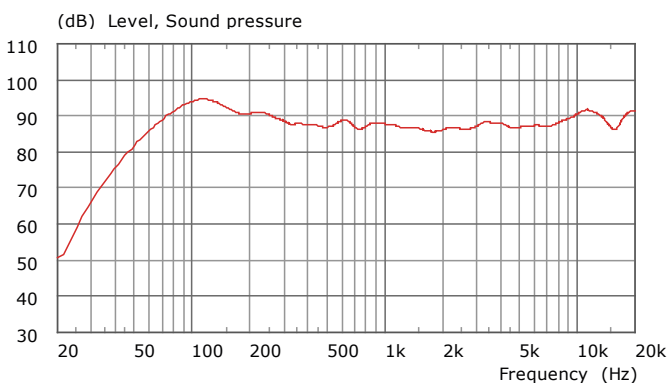
Horizontal (central channel)



Vertical



Frequency response



1000 IWLCR6 Levels calculation table

Power/Distance	1m	2m	5m
1W (2.83V)	91dB	84dB	76dB
20W (12.6V)	103dB	97dB	89dB
50W (20V)	107dB	101dB	93dB
100W (28.3V)	110dB	104dB	96dB

Summary	125Hz	250Hz	500Hz	1kHz	2kHz	4kHz	8kHz
NPA (2.83V/1m)(dB)	95	91	87	88	86	88	89
Aperture angle at -6dB	180°	180°	180°	180°	180°	140°	110°